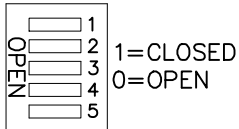


THIS DOCUMENT CONTAINS DATA PROPRIETARY TO PROJECTS UNLIMITED, INC. ANY USE OR REPRODUCTION, IN ANY FORM, WITHOUT PRIOR WRITTEN PERMISSION OF PROJECTS UNLIMITED, INC. IS PROHIBITED.  
©2005, Projects Unlimited Inc.

## SPECIFICATIONS

PARAMETERS	VALUES	UNITS
RATED VOLTAGE	24	Vdc
OPERATING VOLTAGE RANGE	18 ~ 28	Vdc
TONE OUTPUT	SEE 32 TONE CHART	-
CURRENT CONSUMPTION (NOMINAL)	SEE 32 TONE CHART	mA
INGRESS PROTECTION	IP54	-
LENS COLOR	BLUE	-
FLASH RATE	1	PER/SECOND
CASE MATERIAL/COLOR	ABS/WHITE	-
TERMINAL	SCREW	-
OPERATING TEMPERATURE	-10 ~ +55	°C
WEIGHT	300	grams

### DETAIL "A"

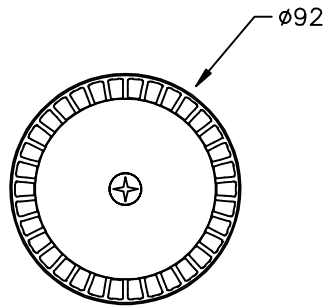


### DETAIL "B"

VOLUME CONTROL

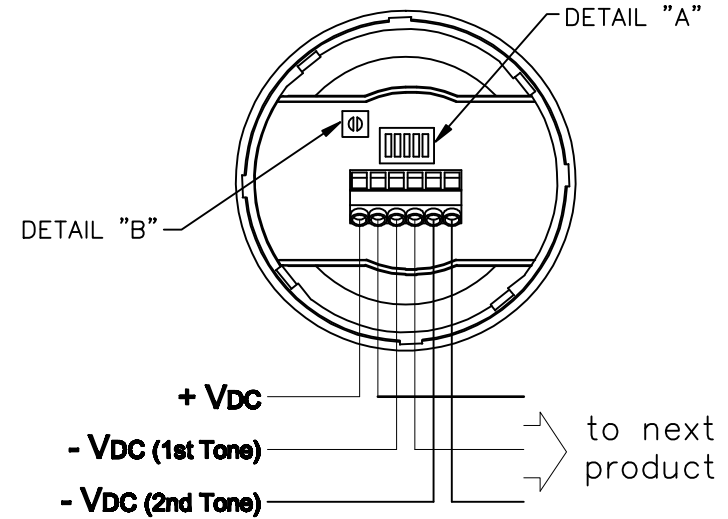


OPTIONAL BASES  
DEEP BASE: AWA-DBW  
U BASE: AWA-UBW  
120Vac BASE: AWA-DBW-120

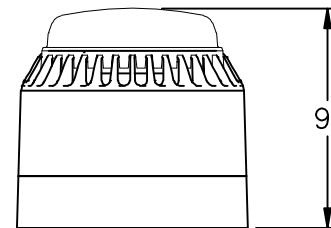


## REVISIONS

LTR	DESCRIPTION	DATE	APPROVED
-	RELEASED FROM ENGINEERING	12/16/05	
A	ADDED BASE & RoHS NOTES	5/18/07	R.W.



(2nd Tone overrides 1st Tone)



### NOTES:

- ALL DIMENSIONS ARE IN MILLIMETERS.
- SPECIFICATION SUBJECT TO CHANGE OR WITHDRAWAL WITHOUT NOTICE.
- THIS PART IS RoHS 2002/95/EC COMPLIANT.
- IP65 WITH USE OF AWA-DBW, AWA-DBW-120, OR AWA-UBW BASE.

FILE NAME  
AVW-15SBW-BL-24.DWG

UNLESS OTHERWISE SPECIFIED:  
DIMENSIONS ARE IN MILLIMETERS, TOLERANCES ARE ±0.5 AND ANGLES ARE ±3°.

APPROVALS	DATE
DRAWN <i>J.A.F.</i>	12/05
CHECKED <i>E.P.</i>	12/05
APPROVED <i>B.R.</i>	12/05

projects® unlimited Dayton, Ohio

SIREN/STROBE

SIZE A DRAWING NO. AVW-15SBW-BL-24

DO NOT SCALE DRAWING

SCALE: N.T.S.

SHEET 1 OF 1

Primary tone	Secondary tone	Switch setting	Tone description				Main Application	AVW-15					
			12345	Pattern	Frequency Hz	Rate		Depiction	12 VDC	12 Vdc on axis @1M	24 VDC	24Vdc on axis @1M	EN54-3 28Vdc see notes
									mA	dB(A)	mA	dB(A)	dB(A)
1	14	11111	Alternating	800 & 970	2Hz (250ms-250ms)		BS Fire tone	102	93	68	100	*	
2	14	11110	Sweep	800 to 970	7Hz (7/s)		BS Fire tone	102	94	68	101	*	
3	36	11101	Sweep	800 to 970	1Hz (1/s)		BS Fire tone	102	95	68	101	95	
4	14	11100	Continuous	2850	Steady			108	104	82	110	*	
5	4	11011	Sweep	2400 to 2850	7Hz			110	103	80	110	*	
6	4	11010	Sweep	2400 to 2850	1Hz			109	103	80	110	*	
7	14	11001	Slow whoop	300 to 1200	3s sweep, 0.5 s silence, then repeat		Dutch Fire tone	104	92	70	98	97	
8	14	11000	Sweep (DIN)	1200 to 500	1Hz		Din tone	101	91	66	98	94	
9	4	10111	Alternating	2400 & 2850	2Hz (250ms-250ms)			111	102	80	109	*	
10	14	10110	Intermittent	970	0.5Hz (1s On/1s Off)			101	93	62	100	*	
11	14	10101	Alternating	800 & 970	1Hz (500ms-500ms)		BS Fire tone	102	93	68	100	*	
12	4	10100	Intermittent	2850	0.5Hz (1s On/1s Off)			106	102	74	109	*	
13	14	10011	Intermittent	970	0.8Hz (250ms On/1s Off)			97	89	58	96	*	
14	14	10010	Continuous	970	Steady		BS Fire tone	103	94	70	101	95	
15	14	10001	Alternating	554 & 440	100ms-400ms		French fire tone	99	87	62	93	*	
16	16	10000	Intermittent	660	3.3Hz (150ms On/150msOff)		Swedish fire tone	98	80	59	86	*	
17	17	01111	Intermittent	660	0.28Hz(1.8s On/1.8s Off)		Swedish fire tone	99	83	62	88	*	
18	18	01110	Intermittent	660	0.05Hz (13s Off / 6.5Hz On)		Swedish fire tone	100	83	64	88	*	
19	19	01101	Continuous	660	Steady		Swedish fire tone	100	83	64	89	*	
20	20	01100	Alternating	554 & 440	0.5Hz (1s On/1s Off)		Swedish fire tone	99	90	63	96	*	
21	21	01011	Intermittent	660	1Hz (500ms-500ms)		Swedish fire tone	98	81	60	87	*	
22	14	01010	Intermittent	2850	4Hz (150ms On/100ms Off)		Pelican crossing	105	101	72	109	*	
23	14	01001	Sweep	800 to 970	50Hz		BS Fire tone	102	95	68	101	*	
24	4	01000	Sweep	2400 to 2850	50Hz			106	103	75	110	*	
25	25	00111	Intermittent	970	3 x 500ms pulses followed by 1.5s silence then repeat		ISO 8201	101	92	64	99	*	
26	26	00110	Intermittent	2850	3 x 500ms pulses followed by 1.5s silence then repeat		ISO 8201	104	101	70	108	*	
27	27	00101	Continuous	4000	Steady			110	75	85	83	*	
28	10	00100	Alternating	800 & 970	2Hz (250ms-250ms)		BS Fire tone	102	93	67	100	*	
29	33	00011	Alternating	990 & 650	2Hz (250ms-250ms) (Symphoni tones)		BS Fire tone	107	92	71	99	96	
30	36	00010	Alternating	510 & 610	2Hz (250ms-250ms) (Squashni Micro tones)		BS Fire tone	103	91	65	96	92	
31	31	00001	Sweep	300 to 1200	1Hz			107	90	71	96	*	
32	32	00000	Continuous	4000	Steady			110	75	85	83	*	

Note (a): Tones approved under the Construction Products Directive for Fire Alarm Applications, are shown in the column marked EN54-3.

Note (b): EN54-3 measurements shown reflect minimum expected SPL readings at Maximum Volume at the Loudest Point around the EN54-3 defined sounder axis.

Note (c): All other tone measurements reflect manufacturers data based on 'on axis' measurements, and are not verified by a Notified body.

Note (d): All measurements taken at 20oC operating temperature.